

MDS Medical AC-DC Adapter

12 Volt, 60 Watt / MDS-060AAS12 B

060AAS12 B



Highlights & Features

- Meet DOE Level V
- Safety Approvals to IEC 60601-1 3.1rd ed. & IEC 62368-1
- Compliant with IEC 60601-1-2 4th Ed. Requirements
- Low touch current (<0.1 mA Normal & <0.3 mA single fault)
- Over-Voltage/Load/Temperature & Short Circuit protections
- 1 Million Hours MTBF
- 2 × MOPP isolation
- 3 years warranty

Safety Standards



CB Certified for worldwide use

| | |
|--------------------------------|--|
| Model Number: | MDS-060AAS12 B |
| Unit Weight: | 360 grams (12.7 ounces) |
| Dimensions (W x L x H): | 62.0 x 135.0 x 34.1 mm 2.4 x 5.3 x 1.3 in |

General Description

The MDS series of external power supply come with universal AC input at 90 Vac to 275 Vac. Other features include low earth leakage, risk management report available and the electric shock protection comply with 2 × MOPP. The MDS series is certified for EMC standards according to EN/BS EN 55011 for industrial, scientific and medical (ISM) radio-frequency equipment and EN/BS EN 55032 for Information Technology Equipment (ITE) radio-frequency equipment.

The MDS series come with both medical and ITE safety approvals including UL/cUL/CCC/CE and CB certification and are fully compliant with RoHS Directive for environmental protection.

Model Information

Medical AC-DC Adapter

| Model Number | Input Voltage Range | Output Voltage | Output Current |
|-----------------|---------------------|----------------|----------------|
| MDS-060AAS12 BA | 90-275 Vac | 12 Vdc | 5 A |

Model Numbering

| | | | | CC Code | |
|-------------------------------|-----------------------------------|-------------|-------------------------|--|---|
| MDS – | 060 | AAS | 12 | B | □ |
| Delta Medical Desktop Adapter | Max wattage in the product series | Family Code | Output Voltage 12 – 12V | Plug, Molding type and others BA : 4Pin Din | |

MDS Medical AC-DC Adapter

12 Volt, 60 Watt / MDS-060AAS12 B

Specifications

Input Ratings / Characteristics

| | |
|-----------------------------|--|
| Nominal Input Voltage | 100-250 Vac |
| Input Voltage Range | 90-275 Vac |
| Nominal Input Frequency | 50-60 Hz |
| Input Frequency Range | 47-63 Hz |
| Input Current (max) | 1.5 A @ 115 Vac, 0.75 A @ 230Vac |
| Efficiency (typ.) | 87%, Reference Fig.1 |
| Average Efficiency (min) | 87% @ 115 Vac |
| Standby Power (max) | 0.5 W @ 115 Vac |
| Inrush Current (typ.) | 50 A @ 115 Vac, 100 A @ 230 Vac |
| Touch Current (max) | 0.1 mA @ 275 Vac NC ¹⁾ , 0.3 mA @ 275 Vac SFC ²⁾ |
| Earth Leakage Current (max) | 0.1 mA @ 275 Vac NC ¹⁾ , 0.3 mA @ 275 Vac SFC ²⁾ |

1) NC: normal condition

2) SFC: single fault condition

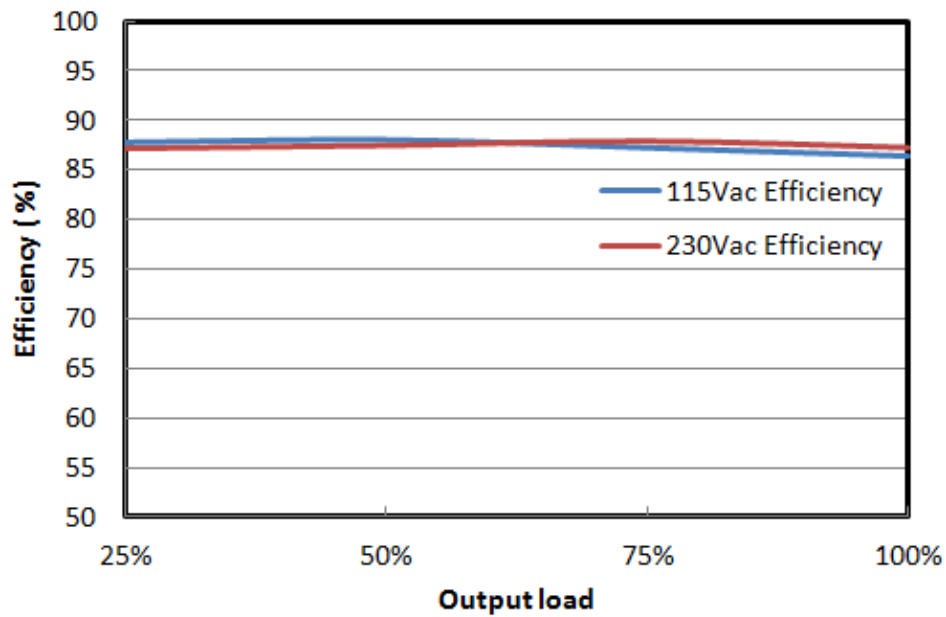


Fig.1 Efficiency versus output load

Output Ratings / Characteristics

| | |
|---|---|
| Nominal Output Voltage | 12 Vdc |
| Total regulation | ± 5% |
| Output Current | 5 A |
| Output Power | 60 W |
| Line Regulation (max) | ± 0.5% |
| Load Regulation (max) | ± 4.5% |
| Ripple & Noise (typ.) | 67 mV pk-pk @ Full load, Reference Fig. 2 |
| Start-up Time (max) | 3000 ms @ 115 Vac |
| Hold-up Time (min) | 10 ms @ 115 Vac |
| Dynamic Response (Overshoot & Undershoot O/P Voltage) | ± 5% @ 50-100% load |
| Capacitive load (max) | 3300 uF |

*Periodic and Random Deviation

MDS Medical AC-DC Adapter

12 Volt, 60 Watt / MDS-060AAS12 B

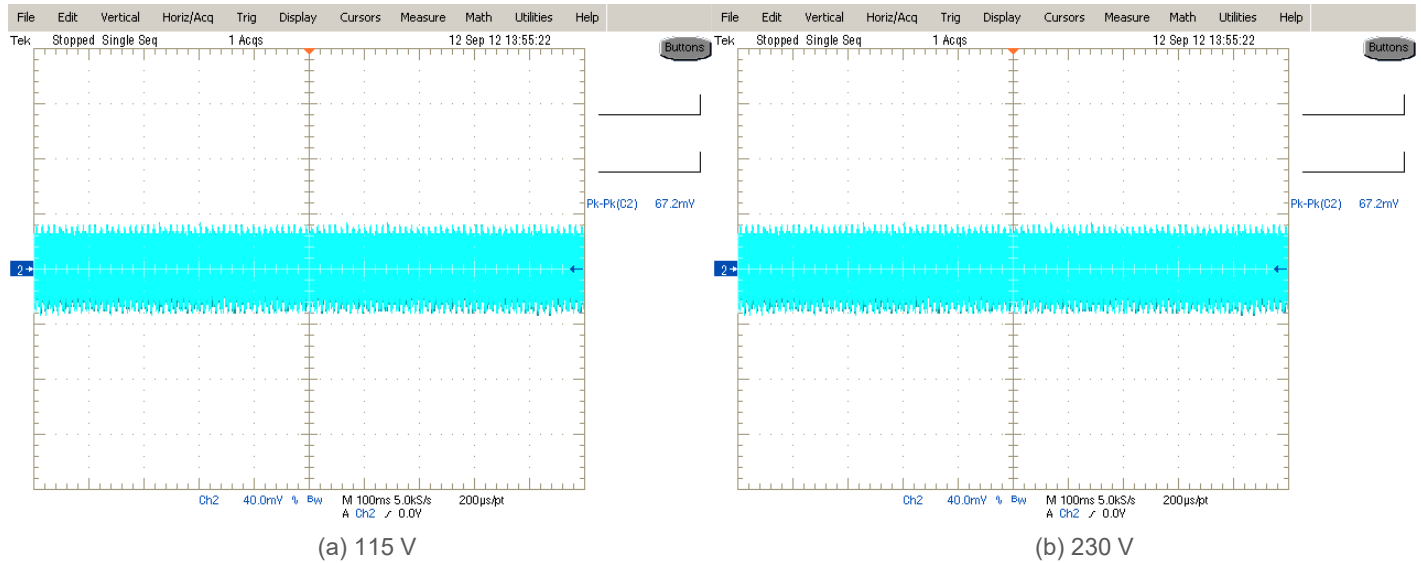
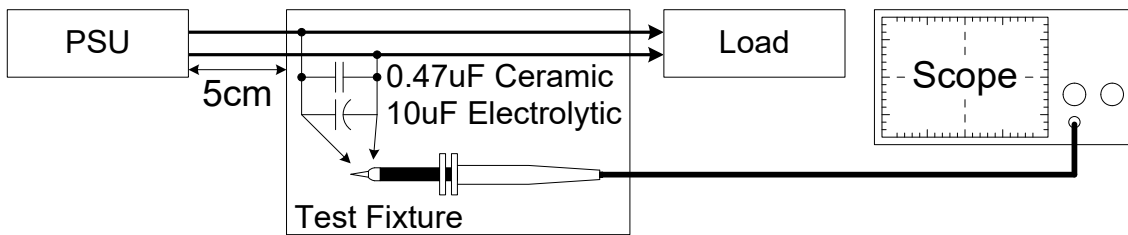


Fig. 2 Ripple & Noise example, 20 MHz BW

Ripple & Noise measurement circuit



Mechanical

| | |
|-----------------------|---|
| Case Chassis | PC |
| Case Cover | PC |
| Dimensions(W x L x H) | 62.0 x 135.0 x 34.1 mm (2.4 x 5.3 x 1.3 in) |
| Unit Weight | 360 grams (12.7 ounces) |
| Indicator | LED |
| Terminal | Input C14 socket |
| | Output 4 pin Din |

Environment

| | | |
|-----------------------------|--|----------------|
| Surrounding Air Temperature | Operating | 0°C to +40°C |
| | Storage | -40°C to +85°C |
| Operating Humidity | 10-95% RH (Non-Condensing) | |
| Operating Altitude | 3,000 meters (9,840 feet) | |
| Shock Test (Non-Operating) | 50 G, 11 ms, 3 shocks for each direction | |
| Vibration (Non-Operating) | 5-500 Hz, 2.09 Grms, 20 minute for each three axis | |

MDS Medical AC-DC Adapter

12 Volt, 60 Watt / MDS-060AAS12 B

Protections

| | |
|--------------------------------|--|
| Overvoltage (max) | 150%, Latch Mode |
| Over load / Over current (max) | 180% of rated load current, Hiccup Mode, (Non-Latching, Auto-Recovery) |
| Over Temperature | Hiccup Mode, (Non-Latching, Auto-Recovery) |
| Short Circuit | Hiccup Mode, (Non-Latching, Auto-Recovery) |
| Protection Against Shock | Class I |

Reliability Data

| | |
|-------------|--|
| MTBF (typ.) | 1 million Hours based on Telecordia SR-332 |
|-------------|--|

Safety Standards / Directives

| | | |
|--------------------|--|----------|
| Medical Safety | IEC60601-1 3 rd and 3.1 st edition CB report IEC60601-1 edition 3.1 st (2012), EN60601-1 (2006) + A11 + A1 + A12, CAN/CSA-C22.2 NO. 60601-1:14, ANSI/AAMI ES60601-1:2005/(R)2012 | |
| ITE Safety | IEC60950-1 (Ed.2,2005), IEC62368-1, GB4943.1-2011, GB9254-2008, GB17625.1-2003 | |
| CE | In conformance with EN 60601-1: 2006 + A11: 2011 + A1: 2013 + A12: 2014 & EN 60601-1-2: 2015 | |
| UKCA | Medical Devices Regulations 2002(UK MDR 2002) | |
| Galvanic Isolation | Input to Output | 4000 Vac |
| | Input to Ground | 1500 Vac |
| | Output to Ground | 500 Vac |

MDS Medical AC-DC Adapter

12 Volt, 60 Watt / MDS-060AAS12 B

EMC (Compliant with IEC 60601-1-2 4th Ed. Requirements)

| | | |
|-----------------------------------|---------------|--|
| EMC / Emissions | | EN/BS EN 55011, EN/BS EN 55032, Compliance to FCC Title 47: Class B |
| Harmonic Current Emissions | IEC61000-3-2 | Meet Class A limit |
| Immunity to | | |
| Voltage Flicker | IEC61000-3-3 | |
| Electrostatic Discharge | IEC61000-4-2 | Level 4 Criteria A ¹⁾ Air Discharge: 15 kV Contact Discharge: 8 kV |
| Radiated Field | IEC61000-4-3 | Criteria A ¹⁾ 80 MHz-2700 MHz, 10 V/m AM modulation 385 MHz-5785 MHz, 28 V/m Pulse mode and other modulation |
| Electrical Fast Transient / Burst | IEC61000-4-4 | Level 3 Criteria A ¹⁾ :2 kV |
| Surge | IEC61000-4-5 | Level 3 Criteria A ¹⁾ Common Mode ³⁾ : 2 kV Differential Mode ⁴⁾ : 1 kV |
| Conducted | IEC61000-4-6 | Level 2 Criteria A ¹⁾ 150 kHz-80 MHz, 3 Vrms, 6 Vrms at ISM bands and Amateur radio bands |
| Power Frequency Magnetic Fields | IEC61000-4-8 | Criteria A ¹⁾ Magnetic field strength 30 A/m |
| Voltage Dips | IEC61000-4-11 | Criteria A ¹⁾ 0% U _T , 0.5 cycle (10 ms), 0°/45°/90°/135°/180°/225°/270°/315°/360° Criteria B ²⁾ 0% U _T , 1 cycle (20 ms), 0° Criteria A ¹⁾ 70% U _T , 25 cycle (500 ms), 0° Criteria B ²⁾ 0% U _T , 250 cycle (5000 ms), 0° |

1) Criteria A: Normal performance within the specification limits

2) Criteria B: Output out of regulation, or shuts down during test. Automatically restore to normal operation after test.

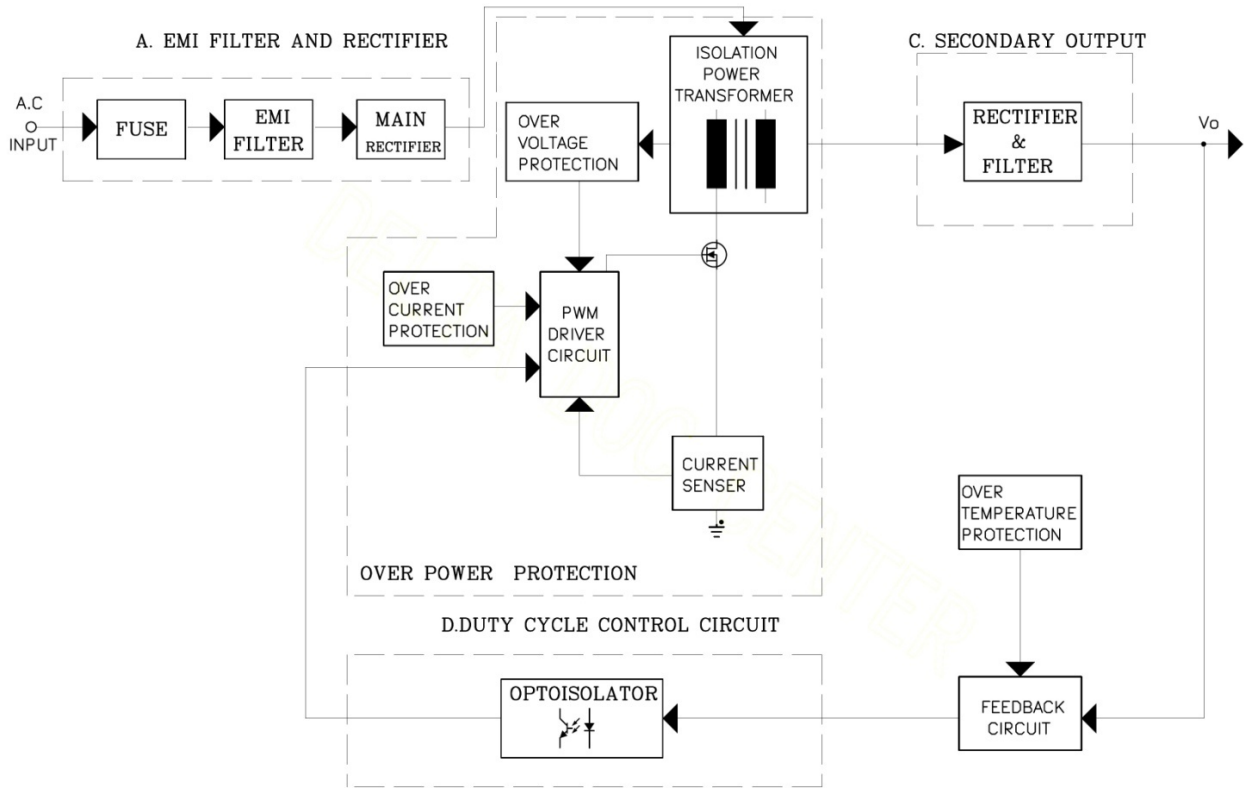
3) Asymmetrical: Common mode (Line to earth)

4) Symmetrical: Differential mode (Line to line)

MDS Medical AC-DC Adapter

12 Volt, 60 Watt / MDS-060AAS12 B

Block Diagram

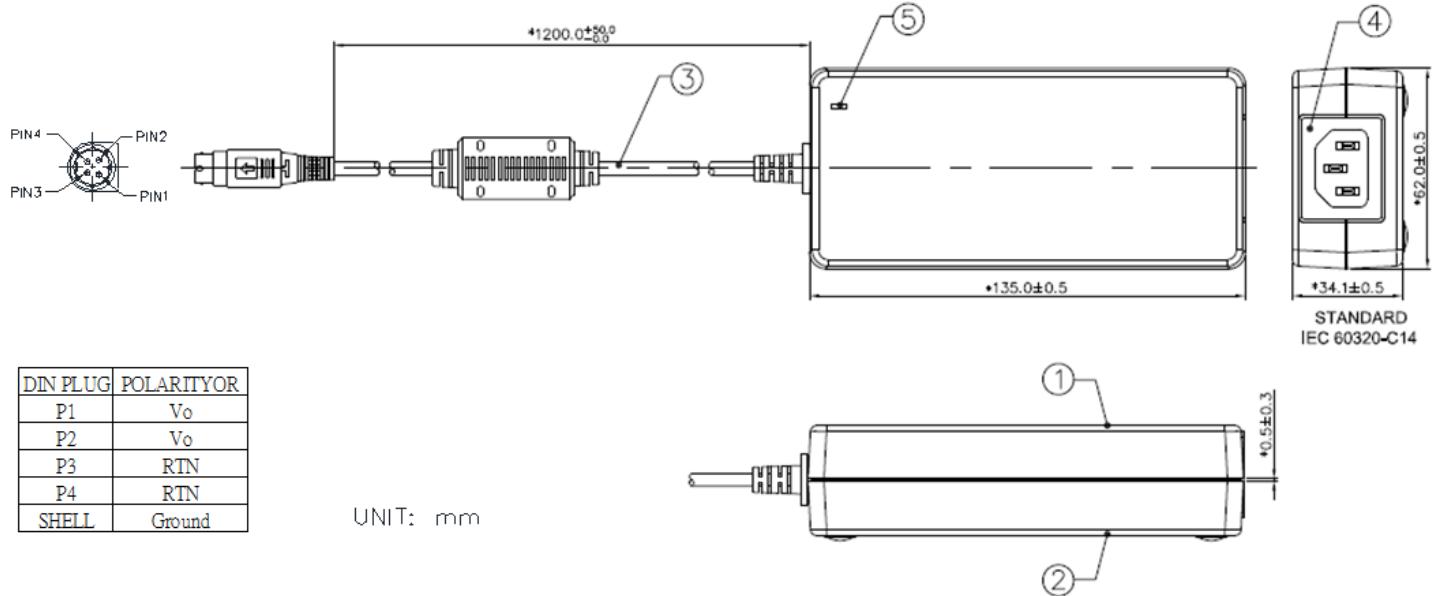


MDS Medical AC-DC Adapter

12 Volt, 60 Watt / MDS-060AAS12 B

Dimensions

W x L x H: 62.0 x 135 x 34.1 mm



| DIN PLUG | POLARITY |
|----------|----------|
| P1 | Vo |
| P2 | Vo |
| P3 | RIN |
| P4 | RIN |
| SHELL | Ground |

UNIT: mm

| Item | Device Description |
|------|------------------------|
| 1 | Cover |
| 2 | Chassis |
| 3 | Power Cord |
| 4 | Socket (IEC60320, C14) |
| 5 | Lens |

DC Output Plug:

| Mini DIN 4 Pins with Lock (Male) | CC Code | Cable Length | Pin Assignment | |
|----------------------------------|---------|--------------|----------------|-----|
| <p>KYCON KPPX-4P Equivalent</p> | BA | 1.2m | 1 | +Vo |
| | | | 2 | +Vo |
| | | | 3 | -Vo |
| | | | 4 | -Vo |
| | | | Shell | - |

MDS Medical AC-DC Adapter

12 Volt, 60 Watt / MDS-060AAS12 B

Functions

Start-up Time

The time required for the output voltage (V_o) to reach 90% of its set value, after the input AC voltage is applied.

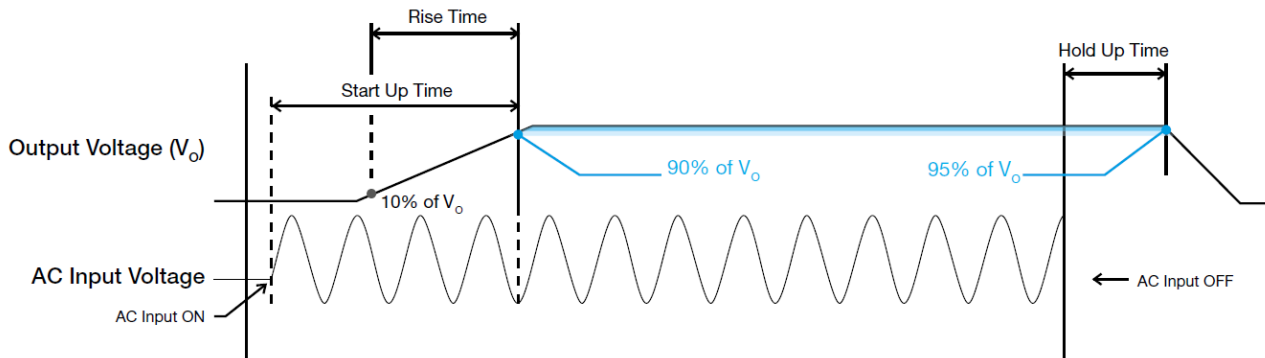
Rise Time

The time required for the output voltage (V_o) to change from 10% to 90% of its steady state value.

Hold-up Time

Hold up time is the time when the AC input collapses and output voltage retains regulation for a certain period of time. The time required for the output to reach 95% of its set value, after the input voltage is removed.

■ Graph illustrating the Start-up Time, Rise Time, and Hold-up Time

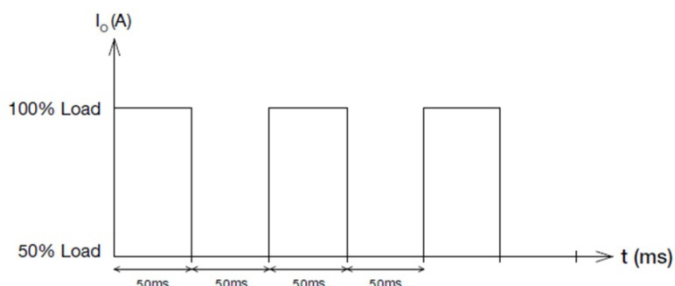


MDS Medical AC-DC Adapter

12 Volt, 60 Watt / MDS-060AAS12 B

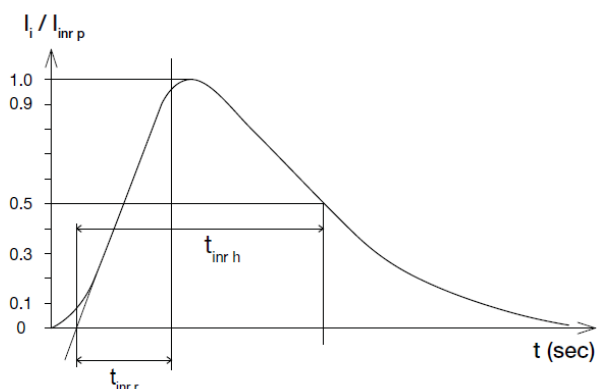
Dynamic Response

The power supply output voltage will remain within $\pm 3\%$ of its steady state value, when subjected to a dynamic load change from 50 to 100% of its rated current.



Inrush Current

Inrush current is the input current that occurs when the input voltage is first applied. For AC input voltages, the maximum peak value of inrush current will occur during the first half cycle of the applied AC voltage. This peak value decreases exponentially during subsequent cycles of AC voltage.



Overvoltage Protection

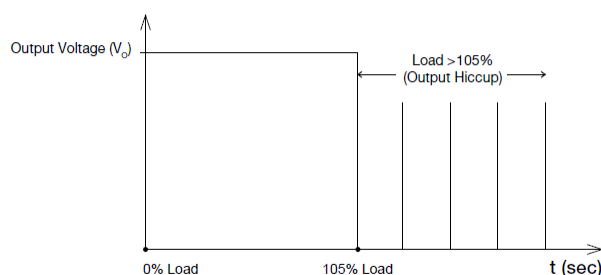
The power supply's overvoltage circuit will be activated when its internal feedback circuit fails. The output voltage shall not exceed its specifications defined on Page 4 under "Protections". Power supply will latch off, and require removal/re-application of input AC voltage in order to restart.

Short Circuit Protection

The power supply's output OLP/OCP function also provides protection against short circuits. When a short circuit is applied, the output current will operate in "Hiccup mode", as shown in the illustration in the OLP/OCP section on this page. The power supply will return to normal operation after the short circuit is removed.

Overload & Over current Protections

The power supply's Overload (OLP) and Over current (OCP) Protections will be activated when output current is between 110% and 130% of I_o (Max load). Upon such an occurrence, V_o will start to drop. Once the power supply has reached its maximum power limit, the protection will be activated and the power supply will go into "Hiccup mode" (Auto-Recovery). The power supply will recover once the fault condition causing the OLP and OCP is removed and I_o is back within the specified limit.



Additionally, if the I_o is $<130\%$ but $>110\%$ for a prolonged period of time (depending on the load), the Over Temperature Protection (OTP) will be activated due to high temperature on critical components. The power supply will then go into hiccup mode until the fault is removed; and, the input voltage is removed, then reapplied.

Over Temperature Protection

As mentioned above, the power supply also has Over Temperature Protection (OTP). This is activated when the overload condition persists for an extended duration and the output current is below the overload trigger point but $>100\%$ load. In the event of a higher operating condition at 100% load, the power supply will run into OTP when the surrounding air temperature is higher than the operating temperature. When activated, the output voltage will go into hiccup mode until the input voltage is removed; then, reapplied, and the surrounding air temperature drops to its normal operating temperature.

MDS Medical AC-DC Adapter

12 Volt, 60 Watt / MDS-060AAS12 B

Certificate



Delta has been certified as meeting the requirement of ISO 13485: 2003 and EN ISO 13485:2012 for the design and manufacture of switching power supply and adaptor for medical device.



Delta is approved for the UL Total Certification Program (TCP) approved client laboratory for IEC62368-1. Delta also has participated UL Client Test Data Program (CTDP) for IEC 60601.



Meet DOE Level V Efficiency Requirement

Attention

Delta provides all information in the datasheets on an "AS IS" basis and does not offer any kind of warranty through the information for using the product. In the event of any discrepancy between the information in the catalog and datasheets, the datasheets shall prevail (please refer to www.DeltaPSU.com for the latest datasheets information). Delta shall have no liability of indemnification for any claim or action arising from any error for the provided information in the datasheets. Customer shall take its responsibility for evaluation of using the product before placing an order with Delta.

Delta reserves the right to make changes to the information described in the datasheets without notice.

Manufacturer and Authorized Representatives Information

Manufacturer

Thailand

Delta Electronics (Thailand) PCL.
909 Pattana 1 Rd., Muang, Samutprakarn, 10280 Thailand

Taiwan

Delta Electronics, Inc.
3 Tungyuan Road, Chungli Industrial Zone, Taoyuan County
32063, Taiwan

Authorized Representatives

The Netherlands

Delta Greentech (Netherlands) B.V.
Zandsteen 15, 2132 MZ Hoofddorp, The Netherlands

United Kingdom

Delta Electronics Europe Limited
1 Redwood Court, Peel Park Campus,
East Kilbride, Glasgow, G74 5PF, United Kingdom