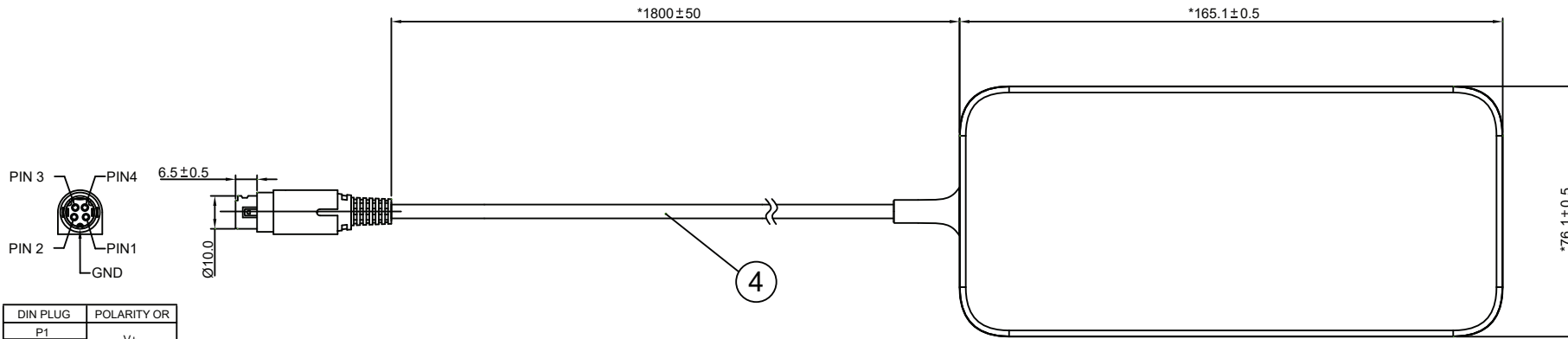


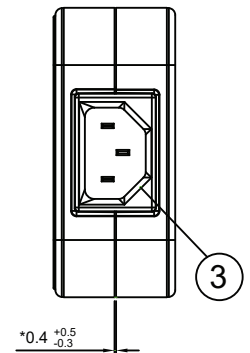
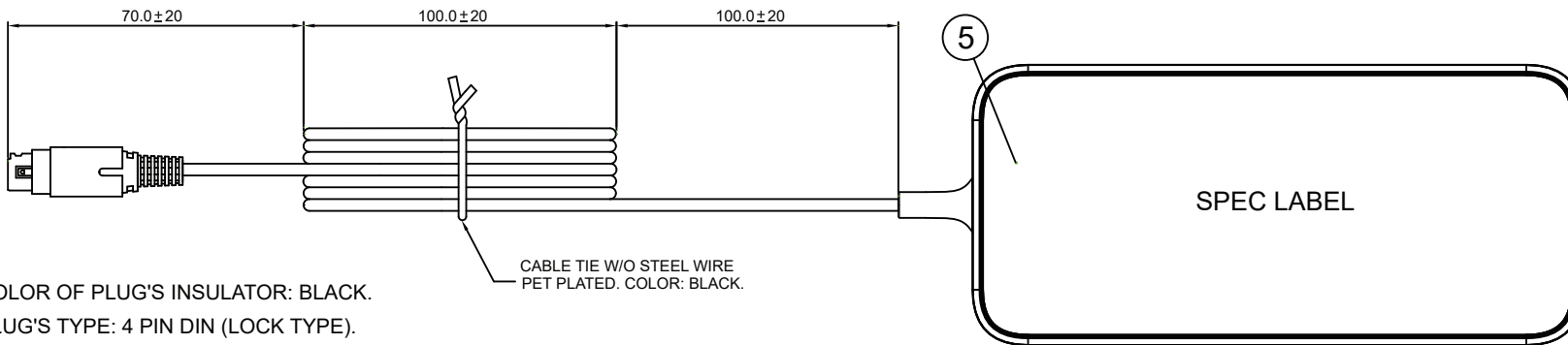
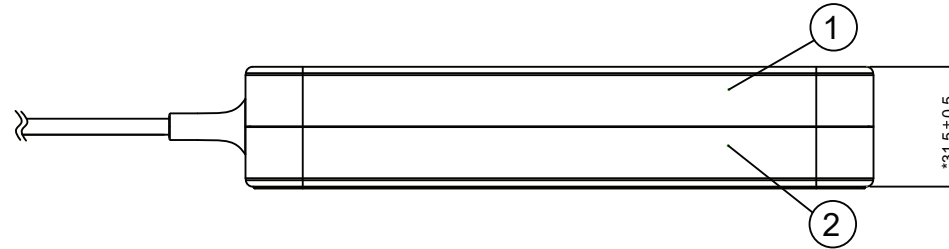
ADT ADT-150C24AC K-A

24V 150W / AC-DC Adapter



DIN PLUG	POLARITY OR
P1	V+
P4	
P2	
P3	V-
SHELL	

ITEM	PART NAME	REMARKS
①	COVER	BLACK
②	CHASSIS	BLACK
③	SOCKET ASS'Y	BLACK
④	POWER CORD	BLACK
⑤	SPEC LABEL	----



NOTES:

1. THE COLOR OF PLUG'S INSULATOR: BLACK.
2. THE PLUG'S TYPE: 4 PIN DIN (LOCK TYPE).
3. MARKED *MARK MUST BE INSPECTED AND CONTROLLED STRICTLY BY QA.
4. AC RECEPTACLE: IEC320 C14 TYPE.
5. COMPLIANT MODEL: ADT-150C24AC K-A
ADT-150C24AC KPA

© 2020 Delta Electronics, Inc.

www.DeltaPSU.com

