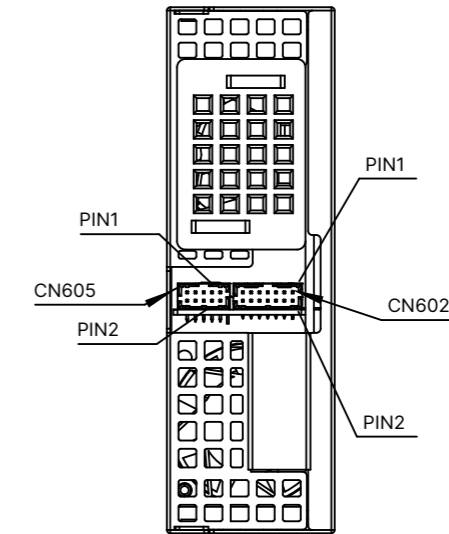
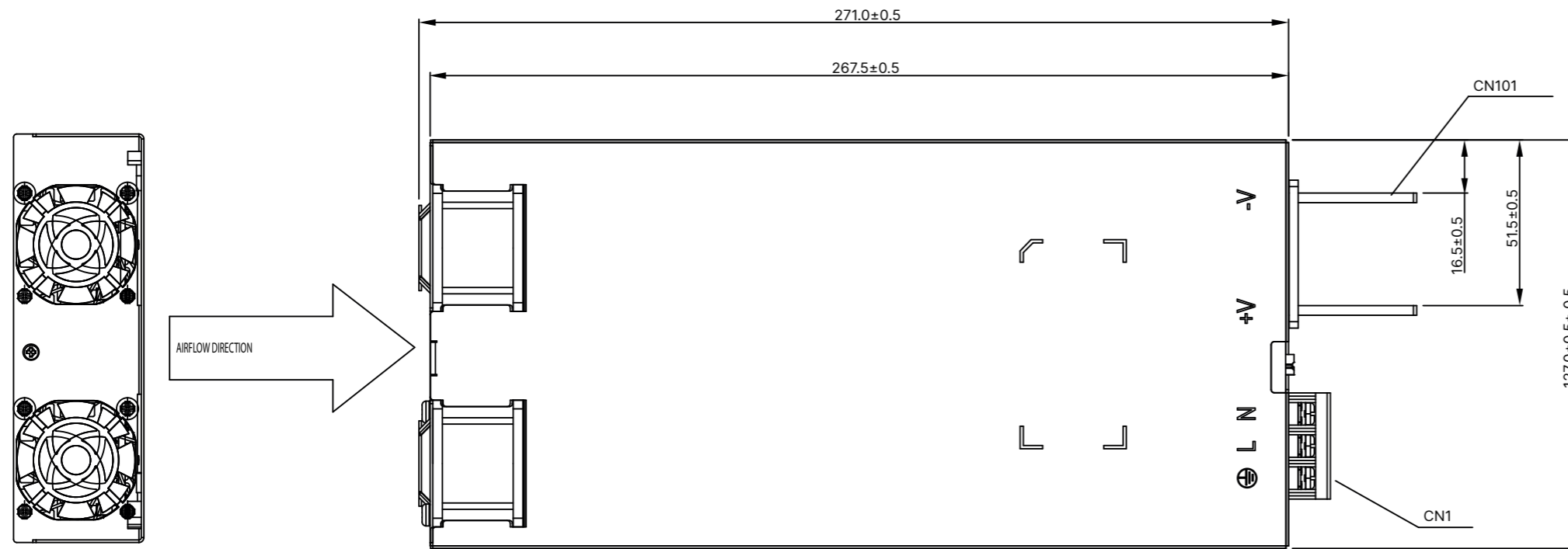


MEB

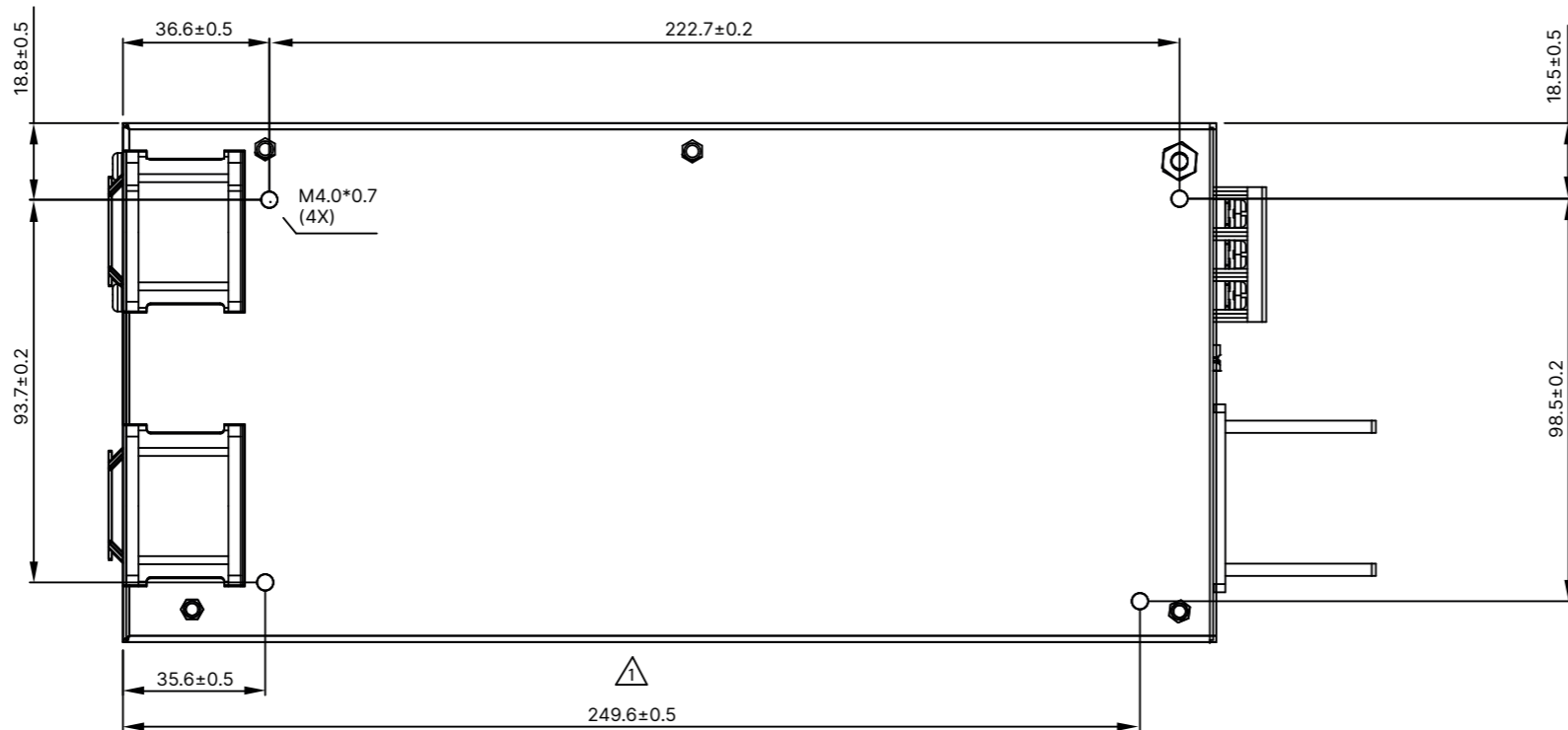
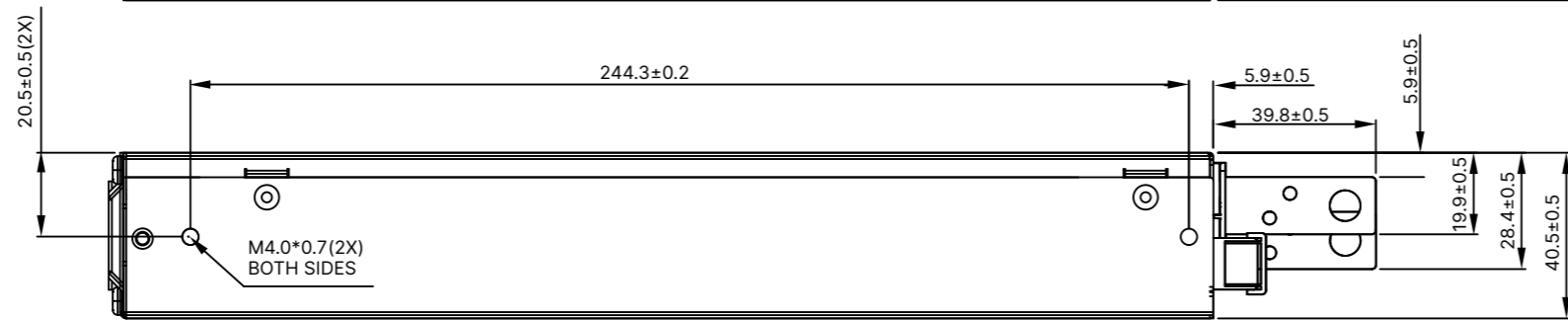
Medical Enclosed Power Supply

2,500 W Series with 5V/2A Standby MEB-2K5A□□T □AA



Notes:

1. The dimensions with "*" mark must be inspected and controlled by IQC
2. The color of spec label is white and the color of words printed on label is black



ITEM	PIN NO.	FUNCTION	REMARK
CN1 (INPUT CONNECTOR)	N	Neutral	ANYTEK:YK50A0323009G (Screw: STEEL M3.5)
	L	Line (Phase)	
	⊕	Ground/Earth	
CN101 (OUTPUT CONNECTOR)	1	Vo+	Screw: M6x1.0
	2	DC RTN	
CN605 (CONTROL CONNECTOR)	1	5V bus for I ² C	Molex:87833-1051 Mating With Molex:51110-1051 Terminal:0503948052
	2	DC RTN of 5V bus for I ² C	
	3	Serial data signal (SDA)	
	4	Serial clock signal (SCL)	
	5	NC	
	6	NC	
	7	Address bit 0 (A0)	
	8	Address bit 1 (A1)	
	9	Address bit 2 (A2)	
	10	NC	
CN602 (CONTROL CONNECTOR)	1	Remote On_Off/Inhibit +	Molex:87833-7420 Mating With Molex:51110-1451 Terminal:0503948052
	2	Remote On_Off/Inhibit -	
	3	Power Good-	
	4	Power Good+	
	5	NC	
	6	NC	
	7	5V Standby Output +	
	8	5V Standby Output +	
	9	DC RTN	
	10	DC RTN	
	11	Remote Sense +	
	12	Remote Sense -	
	13	Current Share	
	14	CC/CV Mode Switch	