

# Medical AC-DC Adapter

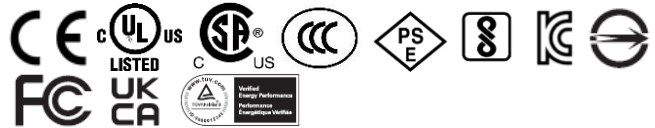
## MEA-65 W Class II Series / MEA-065A□B □-A

# MEA-065A

### Highlights & Features

- Class II, Double Isolation (No Earth connection is required)
- Extreme compact size
- Meet DOE Level VI & CoC Tier 2 energy requirement
- Safety Approvals to IEC 60601-1, IEC 62368-1
- Compliant with IEC 60601-1-2 Ed. 4.1 Requirements
- Low touch current (< 0.1 mA Normal & 0.3 mA single fault)
- 2 x MOPP isolation
- Limited Power Source (LPS) certified

### Safety Standards



CB Certified for worldwide use

**Model Number:** MEA-065A□B □-A  
**Unit Weight:** 250 grams (0.55 lb)  
**Dimensions (W x L x H):** 50.0 x 120.0 x 32.0 mm  
 1.97 x 4.72 x 1.26 inch



### General Description

The MEA-065A series of external power supply come with universal AC input at 90 Vac to 264 Vac. Key features include 0.1 mA low earth leakage and electric shock protection complying with 2 x MOPP. The MEA-065A is certified according to EN 55011 for industrial, scientific and medical (ISM) radio-frequency equipment and meet EN 55032 for Information Technology Equipment (ITE) radio-frequency equipment. MEA-065A has both medical and ITE safety approvals such as IEC 62368, CB certification and CCC approval. Designs are fully compliant with RoHS for environmental protection.

### Model Information

#### Medical AC-DC Adapter

Model Number	Input Voltage Range	Rated Output Voltage	Rated Output Current
MEA-065A12B	90-264 Vac	12 Vdc	5.0 A
MEA-065A15B	90-264 Vac	15 Vdc	4.33 A
MEA-065A19B	90-264 Vac	19 Vdc	3.42 A
MEA-065A24B	90-264 Vac	24 Vdc	2.71 A

### Model Numbering

						CC Code		
MEA –	065	A	□	B	□	□	-	A
Delta Medical Desktop Adapter	Max wattage in the product series (60 W for 12 V output, 65 W for other output)	Family Code	Output Voltage (Single Output) 12 – 12 V 15 – 15 V 19 – 19 V 24 – 24 V	Input Connector Type B – C8	Blank	Plug, Molding type and others  A: Tuning Fork: 5.5 x 2.5 x 10 mm, 180°, 1.2 m	Delta Standard	Tuning Fork

# Medical AC-DC Adapter

## MEA-65 W Class II Series / MEA-065A□B □-A

### Specifications

Model Number	MEA-065A12B	MEA-065A15B	MEA-065A19B	MEA-065A24B
--------------	-------------	-------------	-------------	-------------

### Input Ratings / Characteristics

Nominal Input Voltage	100-240 Vac
Input Voltage Range	90-264 Vac
Nominal Input Frequency	50-60 Hz
Input Frequency Range	47-63 Hz
Input Current (max.)	1.5 A @ 115 Vac, 0.75 A @ 230 Vac
Average Efficiency	89%
Efficiency @ 10%	85%
Standby Power (max.)	0.15 W @ 115 Vac & 230 Vac
Inrush Current (typ.)	50 A @ 115 Vac and 100 A @ 230 Vac
Touch Current (max.)	0.1 mA @ 264 Vac NC <sup>1)</sup> , 0.3 mA @ 264 Vac SFC <sup>2)</sup>
Earth Leakage Current (max.)	0.1 mA @ 264 Vac NC <sup>1)</sup> , 0.3 mA @ 264 Vac SFC <sup>2)</sup>

- 1) NC: Normal condition  
 2) SFC: Single fault condition

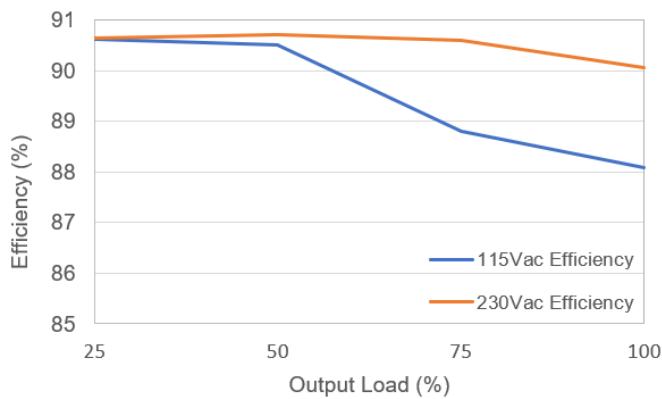


Figure 1-1 MEA-065A12B Efficiency versus Output Load

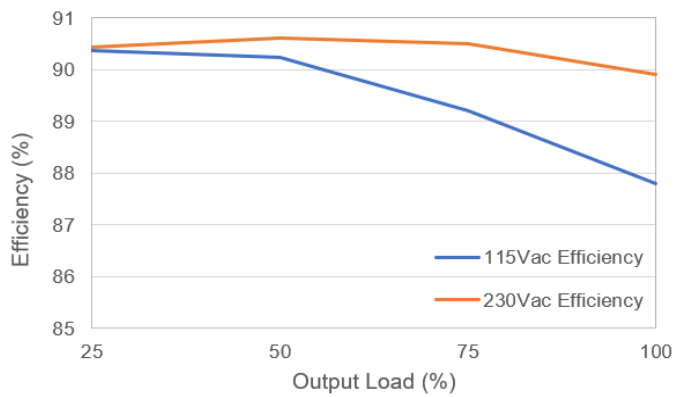


Figure 1-2 MEA-065A15B Efficiency versus Output Load

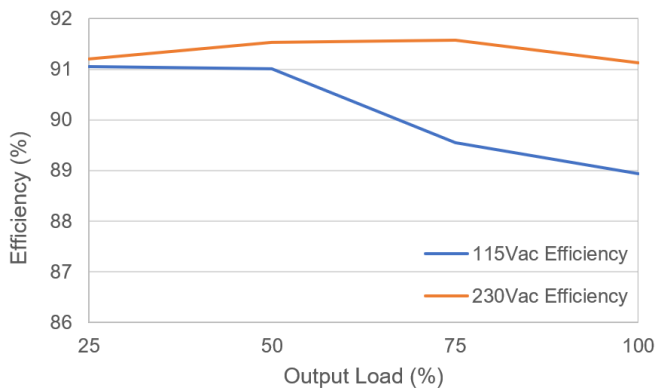


Figure 1-3 MEA-065A19B Efficiency versus Output Load

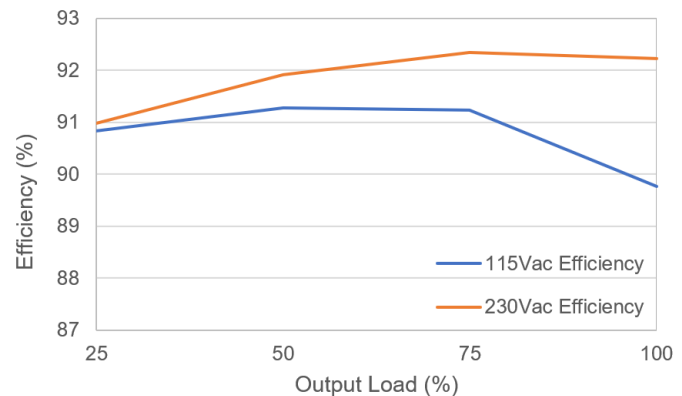


Figure 1-4 MEA-065A24B Efficiency versus Output Load

# Medical AC-DC Adapter

## MEA-65 W Class II Series / MEA-065A□B □-A

Model Number	MEA-065A12B	MEA-065A15B	MEA-065A19B	MEA-065A24B
--------------	-------------	-------------	-------------	-------------

### Output Ratings / Characteristics\*

Nominal Output Voltage	12 Vdc	15 Vdc	19 Vdc	24 Vdc
Nominal Output Current	5.0 A	4.33 A	3.42 A	2.71 A
Output Power	60 W	65 W	65 W	65 W
Line Regulation	± 0.5%			
Load Regulation	± 4.5%			
PARD*** (20 MHz)	1%			
Rise Time	< 50 ms @ 115 Vac & 230 Vac			
Start-up Time	< 3000 ms @ 115 Vac & 230 Vac			
Hold-up Time	10 ms typ. @ 115 Vac			
Dynamic Response (Overshoot & Undershoot O/P Voltage)	± 10% @ 5-100% load; Slew rate 0.1 A/μs (@ 5Hz, 100 Hz, 10kHz, 50% Duty Cycle)			

### Mechanical

Case Chassis / Cover	PC	
Dimensions (W × L × H)	50.0 × 120.0 × 32.0 mm (1.97 × 4.72 × 1.26 inch)	
Unit Weight	250 grams (0.55 lb)	
Cable Length	1200 mm	
Indicator	Green LED	
Terminal	Input	IEC 60320 C8 socket
	Output	Tuning Fork: 5.5 x 2.5 x 10 mm, 180° (for MEA-065A□B A-A)

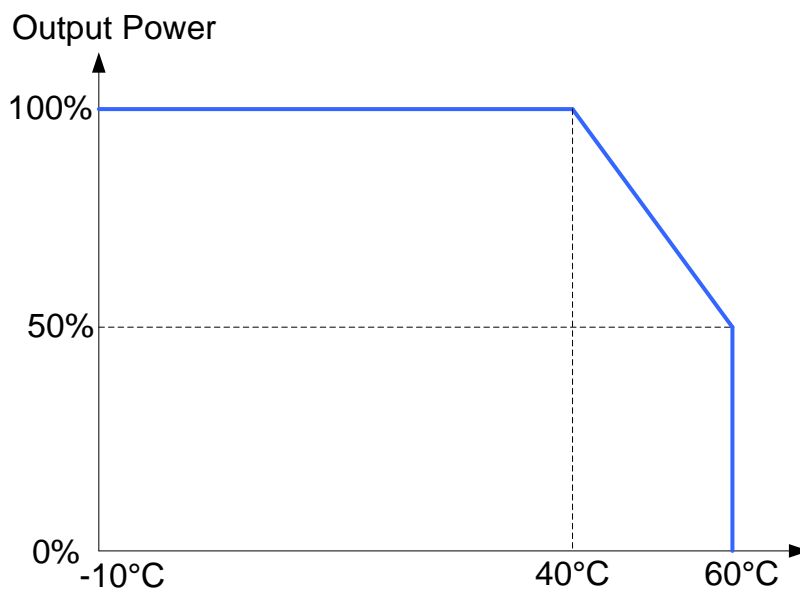
# Medical AC-DC Adapter

## MEA-65 W Class II Series / MEA-065A□B □-A

### Environment

Surrounding Air Temperature	Operating	-10°C to +60°C
	Storage	-40°C to +85°C
Power De-rating		> 40°C de-rate power by 2.5% / °C
Operating Humidity		10-95% RH (Non-Condensing)
Operating Altitude		Up to 5,000 meters (up to 16,400 feet or 106-54 kPa)
Shock Test	Non-Operating	50 G, 11 ms, 3 shocks for each direction
Vibration	Non-Operating	5-500 Hz, 2.09 Grms, 20 minute for each three axis

### Power De-rating Curve



### Protections

Overvoltage (max.)	150% max, Latch Mode
Overload / Overcurrent (max.)	180% max of rated load current, Hiccup Mode, (Non-Latching, Auto-Recovery)
Over Temperature	Latch Mode
Short Circuit	Hiccup Mode, (Non-Latching, Auto-Recovery)
Degree of Protection	IP22
Protection Against Shock	Class II

### Reliability Data

MTBF (typ.)	1 million Hours based on Telecordia SR-332 (at 115 Vac, 100% load and 25°C Ambient)
Expected Cap Life Time	3 years (115 Vac, 100% load @ 25°C)

# Medical AC-DC Adapter

## MEA-65 W Class II Series / MEA-065A□B □-A

### Safety Standards / Directives

Medical Safety	IEC 60601-1 CB Report, EN 60601-1 CAN/CSA-C22.2 No. 60601-1 ANSI/AAMI ES60601-1	
ITE Safety	IEC 62368-1, UL 62368-1, PSE J 62368-1 CCC GB 4943.1, GB/T 9254.1, GB 17625.1 BSMI CNS 15598-1 NRCAN CAN/CSA-C381.1-17 KC 62368-1 (for 12V & 24V models) BIS IS 13252 (Part 1)	
Limited Power Source (LPS)	IEC 62368-1 CB Report	
CE	In conformance with EMC Directive 2014/30/EU and Low Voltage Directive 2014/35/EU EN 60601-1:2006 + A1: 2013 + A2: 2021 & EN 60601-1-2: 2015+ A1:2021	
UKCA	In conformance with Electrical Equipment (Safety) Regulations 2016 and Electromagnetic Compatibility Regulations 2016, Medical Devices Regulations 2002(UK MDR 2002)	
Galvanic Isolation	Input to Output	4000 Vac

### EMC

EMC / Emissions	EN / BS EN 55011, EN/ BS EN 55032 : Class B CISPR 11, CISPR 32 : Class B KS C 9832 Compliance to FCC Title 47: Class B	
Harmonic Current Emissions	IEC 61000-3-2	Meet Class A
Voltage Flicker	IEC 61000-3-3	
Immunity to		
Electrostatic Discharge	IEC 61000-4-2	Level 4 Criteria A <sup>3)</sup> Air Discharge: 15 kV Contact Discharge: 8 kV
Radiated Field	IEC 61000-4-3	Criteria A <sup>3)</sup> 80 MHz-2700 MHz, 10 V/m AM modulation 385 MHz-5785 MHz, 28 V/m Pulse mode and other modulation
Electrical Fast Transient / Burst	IEC 61000-4-4	Level 3 Criteria A <sup>3)</sup> : 2 kV
Surge	IEC 61000-4-5	Level 3 Criteria A <sup>3)</sup> Common Mode <sup>5)</sup> : 2 kV Differential Mode <sup>6)</sup> : 1 kV
Conducted	IEC 61000-4-6	Level 2 Criteria A <sup>3)</sup> 150 kHz-80 MHz, 3 Vrms, 6 Vrms at ISM bands and Amateur radio bands
Power Frequency Magnetic Fields	IEC 61000-4-8	Criteria A <sup>3)</sup> Magnetic field strength 30 A/m
Voltage Dips	IEC 61000-4-11	Criteria A <sup>3)</sup> 0% U <sub>T</sub> , 0.5 cycle (10 ms) 0°/45°/90°/135°/180°/225°/270°/315°/360° Criteria B <sup>4)</sup> 0% U <sub>T</sub> , 1 cycle (20 ms), 0° Criteria A <sup>3)</sup> 70% U <sub>T</sub> , 25 cycle (500 ms), 0° (for 12V/19V/24V models) Criteria B <sup>4)</sup> 70% U <sub>T</sub> , 25 cycle (500 ms), 0° (for 15V model) Criteria B <sup>4)</sup> 0% U <sub>T</sub> , 250 cycle (5000 ms), 0°

3) Criteria A: Normal performance within the specification limits

4) Criteria B: Output out of regulation, or shuts down during test. Automatically restore to normal operation after test.

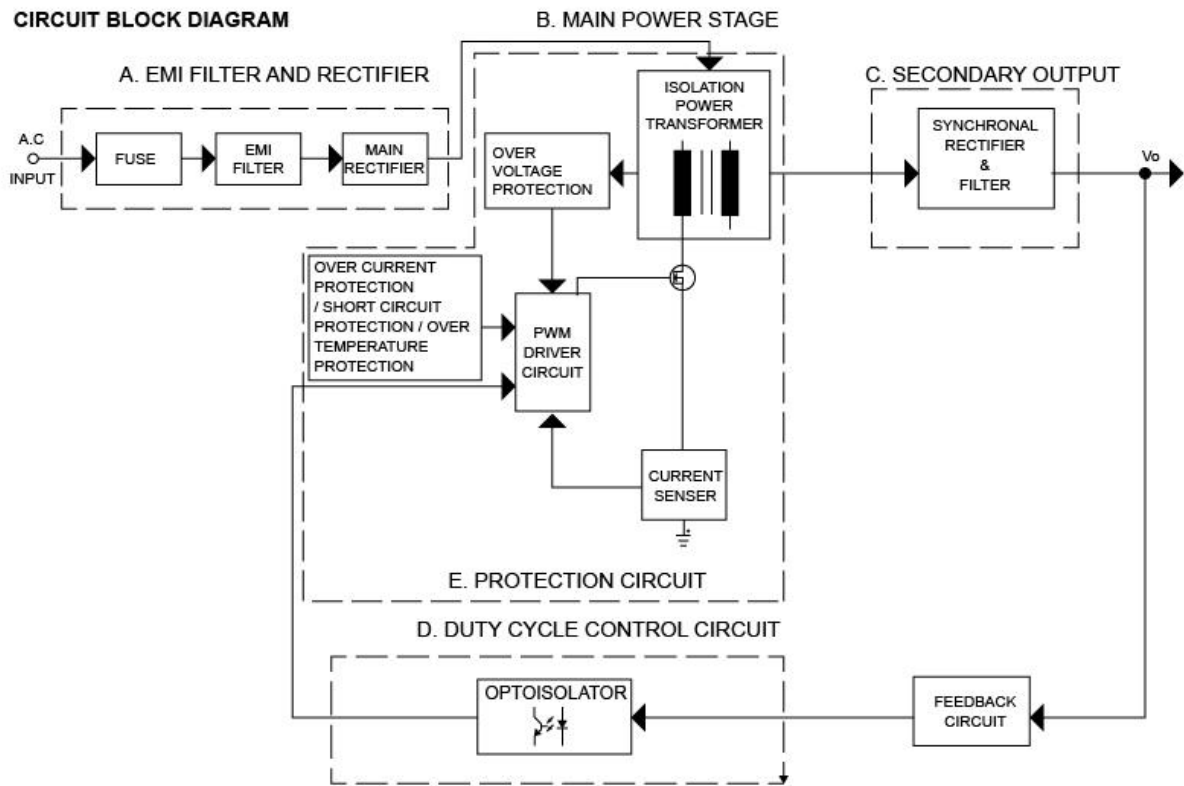
5) Asymmetrical: Common mode (Line to earth)

6) Symmetrical: Differential mode (Line to line)

# Medical AC-DC Adapter

MEA-65 W Class II Series / MEA-065A □ B □ -A

## Block Diagram

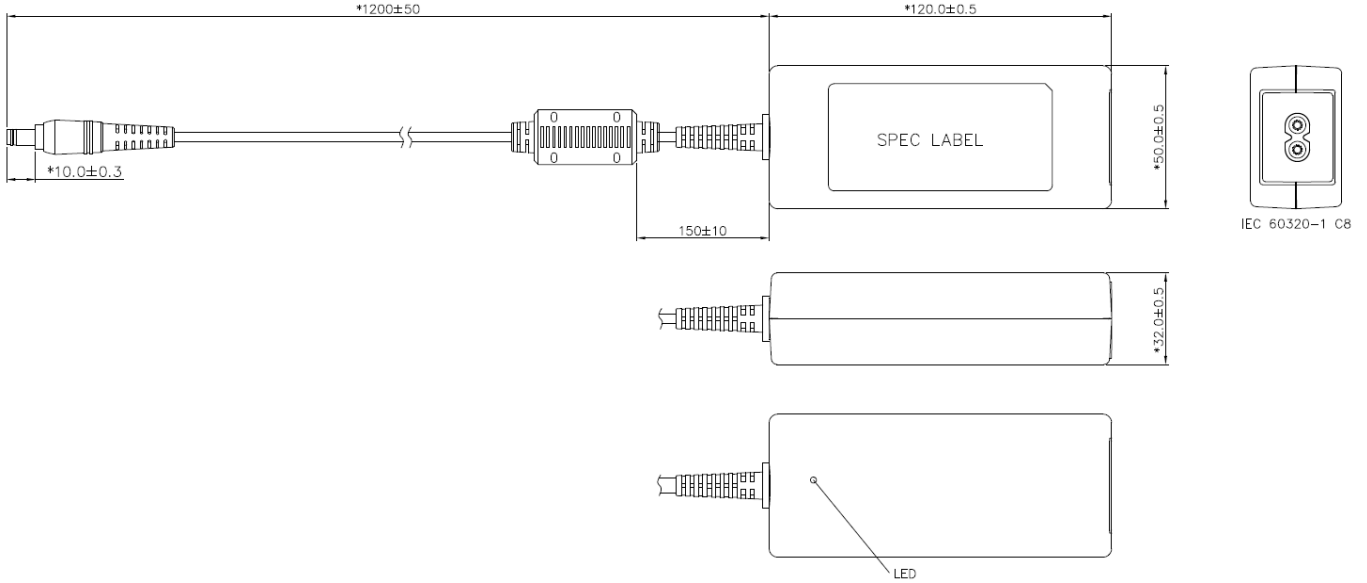


# Medical AC-DC Adapter

## MEA-65 W Class II Series / MEA-065A □ B □ -A

### Dimensions

W x L x H: 50.0 x 120.0 x 32.0 mm (1.97 x 4.72 x 1.26 inch)



Tuning Fork	CC Code	Voltage	Cable Type	Cable Length	A	B	C
					OD	ID	L
<p>Straight Type</p>	A-A	12V	UL1571 #16AWG	1200±50 m	5.5	2.5	10
		15V	UL1571 #16AWG				
		19V	UL1571 #18AWG				
		24V	UL1571 #18AWG				

# Medical AC-DC Adapter

## MEA-65 W Class II Series / MEA-065A□B □-A

### Functions

#### Start-up Time

The time required for the output voltage ( $V_o$ ) to reach 90% of its set value, after the input AC voltage is applied.

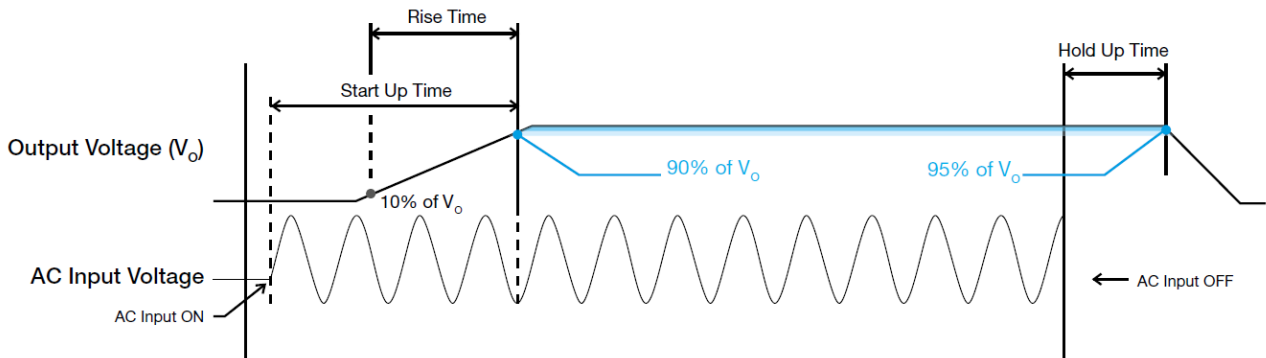
#### Rise Time

The time required for the output voltage ( $V_o$ ) to change from 10% to 90% of its steady state value.

#### Hold-up Time

Hold up time is the time when the AC input collapses and output voltage retains regulation for a certain period of time. The time required for the output to reach 95% of its set value, after the input voltage is removed.

### ■ Graph illustrating the Start-up Time, Rise Time, and Hold-up Time



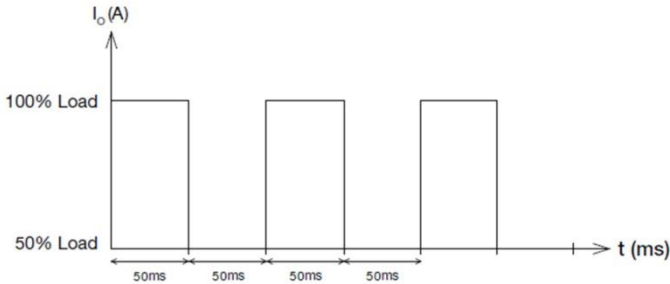


# Medical AC-DC Adapter

## MEA-65 W Class II Series / MEA-065A □ B □ -A

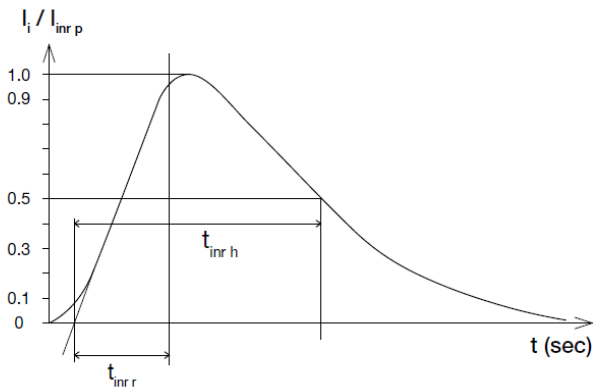
### Dynamic Response

The power supply output voltage will remain within  $\pm 10\%$  of its steady state value, when subjected to a dynamic load change from 0 to 50% & 50 to 100% of its rated current.



### Inrush Current

Inrush current is the input current that occurs when the input voltage is first applied. For AC input voltages, the maximum peak value of inrush current will occur during the first half cycle of the applied AC voltage. This peak value decreases exponentially during subsequent cycles of AC voltage.



### Overvoltage Protection

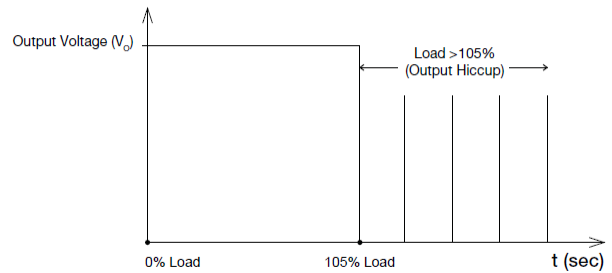
The power supply's overvoltage circuit will be activated when its internal feedback circuit fails. The output voltage shall not exceed its specifications defined on Page 4 under "Protections". Power supply will latch off, and require removal/re-application of input AC voltage in order to restart.

### Short Circuit Protection

The power supply's output OLP/OCP function also provides protection against short circuits. When a short circuit is applied, the output current will operate in "Hiccup mode", as shown in the illustration in the OLP/OCP section on this page. The power supply will return to normal operation after the short circuit is removed.

### Overload & Over current Protections

The power supply's Overload (OLP) and Over current (OCP) Protections will be activated when output current is between 105% and 180% of  $I_o$  (Max load). Upon such an occurrence,  $V_o$  will start to drop. Once the power supply has reached its maximum power limit, the protection will be activated, and the power supply will go into "Hiccup mode" (Auto-Recovery). The power supply will recover once the fault condition causing the OLP and OCP is removed and  $I_o$  is back within the specified limit.



### Over Temperature Protection

As mentioned above, the power supply also has Over Temperature Protection (OTP). This is activated when the overload condition persists for an extended duration and the output current is below the overload trigger point but  $> 100\%$  load. In the event of a higher operating condition at 100% load, the power supply will run into OTP when the surrounding air temperature is higher than the operating temperature. When activated, the output voltage will latch off and require removal/re-application of input AC voltage in order to restart.

# Medical AC-DC Adapter

## MEA-65 W Class II Series / MEA-065A□B □-A

### Certificate



Delta has been certified as meeting the requirement of ISO 13485:2003 and EN ISO 13485:2012 for the design and manufacture of switching power supply and adaptor for medical device.



Delta is approved for the UL Total Certification Program (TCP) approved client laboratory for IEC 62368-1. Delta also has participated UL Client Test Data Program (CTDP) for IEC 60601.



Meet DOE Level VI Efficiency Requirement

### Manufacturer and Authorized Representatives Information

#### Manufacturer

##### Thailand

Delta Electronics (Thailand) PCL.  
909 Pattana 1 Rd., Muang, Samutprakarn, 10280 Thailand

##### Taiwan

Delta Electronics, Inc.  
3 Tungyuan Road, Chungli Industrial Zone, Taoyuan County  
32063, Taiwan

#### Authorized Representatives

##### The Netherlands

Delta Greentech (Netherlands) B.V.  
Zandsteen 15, 2132 MZ Hoofddorp, The Netherlands

##### United Kingdom

Delta Electronics Europe Limited  
1 Redwood Court, Peel Park Campus,  
East Kilbride, Glasgow, G74 5PF, United Kingdom