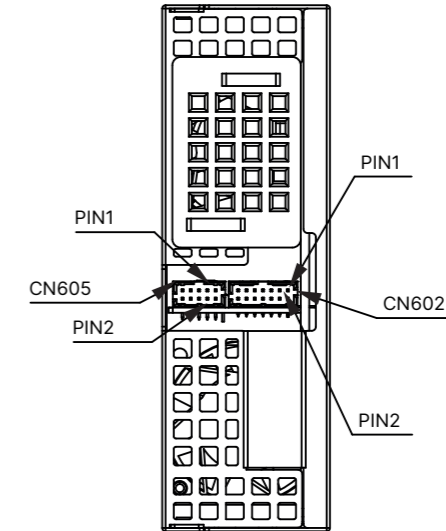

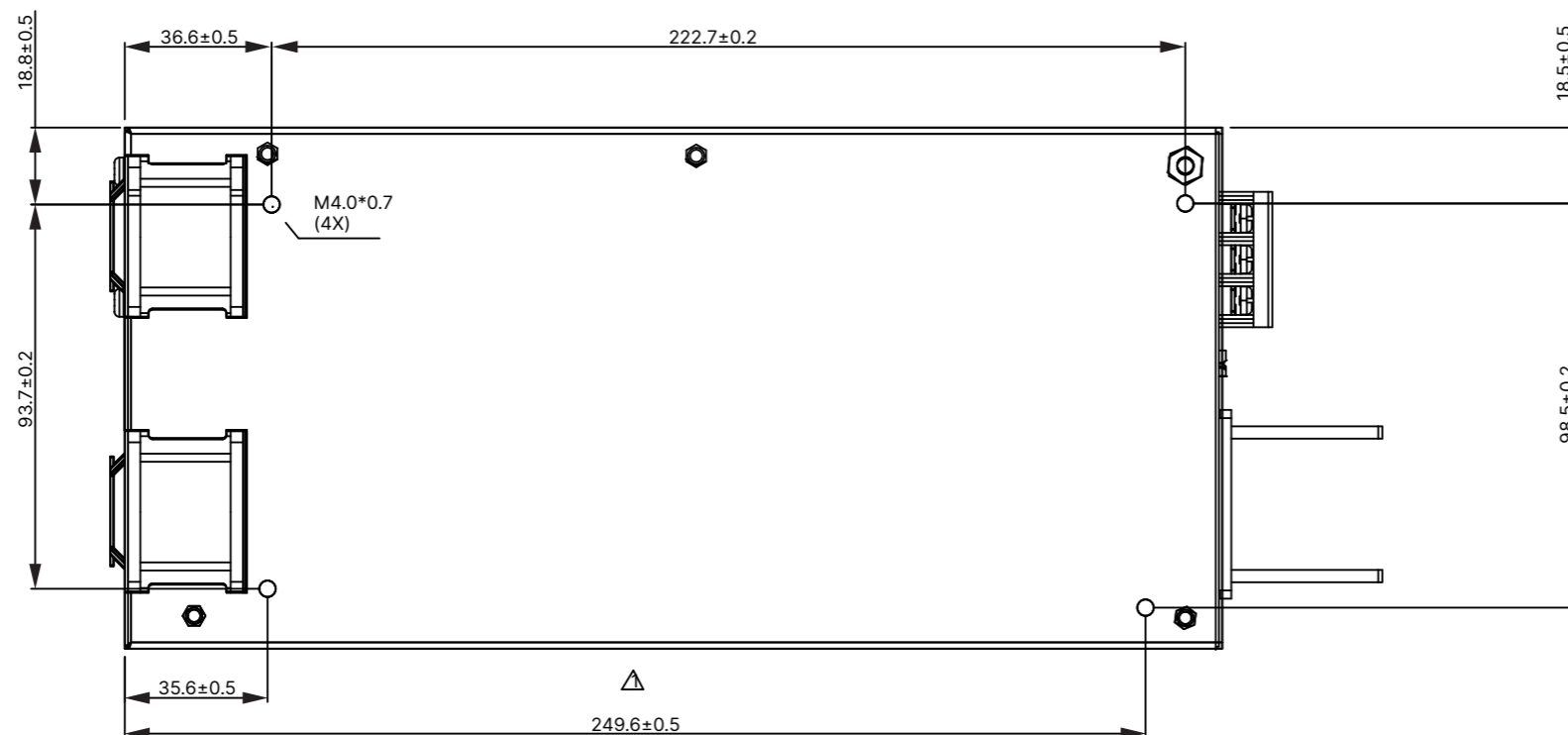
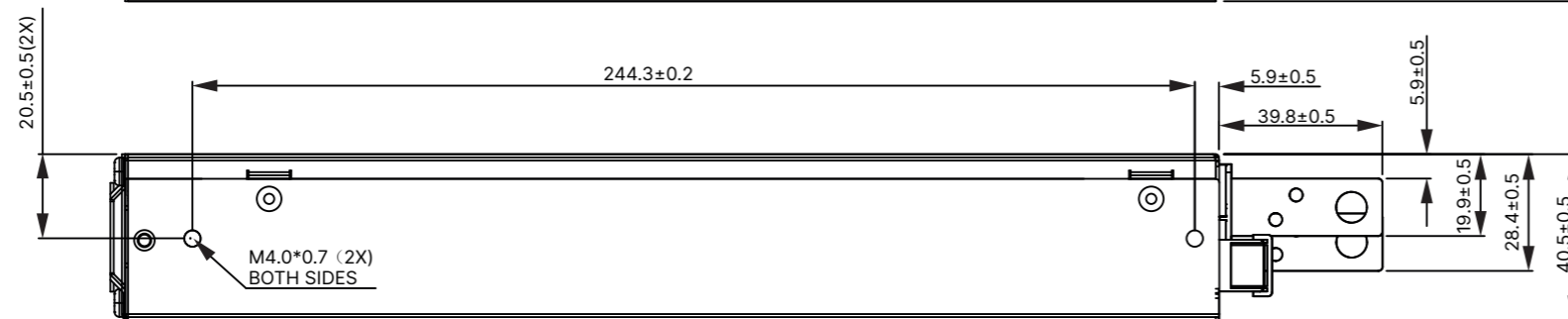


PMS

Panel Mount Power Supply PMS-□V2K5W1BMD



- Notes:
1. The dimensions with "*" mark must be inspected and controlled by IQC.
2. The color of spec label is white and the color of words printed on label is black.
3. Model Name: PMS-24V2K5W1BTD
4. Model Name: PMS-48V2K5W1BTD



ITEM	PIN NO.	FUNCTION	REMARK
CN1 (INPUT CONNECTOR)	N	Neutral	ANYTEK:YK50A0323009G (Screw: STEEL M3.5)
	L	Line (Phase)	
	⊕	Ground/Earth	
CN101 (OUTPUT CONNECTOR)	1	Vo+	Screw: M6x1.0
	2	DC RTN	
CN605 (CONTROL CONNECTOR)	1	5V bus for I ² C	Molex:87833-1051 Mating With Molex:51110-1051 Terminal:0503948052
	2	DC RTN of 5V bus for I ² C	
	3	Serial data signal (SDA)	
	4	Serial clock signal (SCL)	
	5	NC	
	6	NC	
	7	Address bit 0 (A0)	
	8	Address bit 1 (A1)	
	9	Address bit 2 (A2)	
	10	NC	
CN602 (CONTROL CONNECTOR)	1	Remote On_Off/Inhibit +	Molex:87833-7420 Mating With Molex:51110-1451 Terminal:0503948052
	2	Remote On_Off/Inhibit -	
	3	Power Good-	
	4	Power Good+	
	5	NC	
	6	NC	
	7	5V Standby Output +	
	8	5V Standby Output +	
	9	DC RTN	
	10	DC RTN	
	11	Remote Sense +	
	12	Remote Sense -	
	13	Current Share	
	14	CC/CV Mode Switch	