



Product Change Notice: Update of DNV Certification Mark on Specification Label for CliQ M Series













The specification label for the CliQ M Series will be updated to reflect the revised DNV certification mark. This change is limited to the product label only and does not affect the product's performance, functionality, or certifications.





























Please refer to the table below for further details.

Implementation Date: Aug-2025

Change Details:

Model	Original Spec Label	Revised Spec Label
DRM-24V80W1PN	<div><p>Original spec label for DRM-24V80W1PN. It features the Delta logo, company name, power supply details, and various certifications including EAC, ABS, and DNV GL Maritime. The DNV GL Maritime mark is circled in red.</p></div>	<div><p>Revised spec label for DRM-24V80W1PN. It features the Delta logo, company name, power supply details, and various certifications including EAC, ABS, and the updated DNV GL Maritime mark. The updated mark is circled in red.</p></div>
DRM-24V120W1PN	<div><p>Original spec label for DRM-24V120W1PN. It features the Delta logo, company name, power supply details, and various certifications including EAC, ABS, and DNV GL Maritime. The DNV GL Maritime mark is circled in red.</p></div>	<div><p>Revised spec label for DRM-24V120W1PN. It features the Delta logo, company name, power supply details, and various certifications including EAC, ABS, and the updated DNV GL Maritime mark. The updated mark is circled in red.</p></div>

Model	Original Spec Label	Revised Spec Label
DRM-24V240W1PN	 <p>DELTA ELECTRONICS, INC.</p> <p>POWER SUPPLY MODEL: DRM-24V240W1PN INPUT: 100-240V~2.75A, 50-60Hz OUTPUT: 24V === 10A</p>  <p>Surrounding air temperature range Vertical: -25 to 70°C (>+60°C Derating) Horizontal: -25 to 70°C (>+50°C Derating)</p> <p>READ THE INSTALLATION MANUAL CAREFULLY. LIRE ATTENTIVEMENT LE MANUEL D'INSTALLATION. Made in China</p> <p>Note: special conditions, see manual. Remarque: pour les conditions spéciales, se référer au manuel. WARNING - DO NOT SEPARATE WHEN ENERGIZED. AVERTISSEMENT - NE PAS SÉPARER SOUS TENSION. CAUTION: FOR USE IN A CONTROLLED ENVIRONMENT. ATTENTION: POUR UTILISATION EN ENVIRONNEMENT CONTRÔLÉE.</p>	 <p>DELTA ELECTRONICS, INC.</p> <p>POWER SUPPLY MODEL: DRM-24V240W1PN INPUT: 100-240V~2.75A, 50-60Hz OUTPUT: 24V === 10A</p>  <p>Surrounding air temperature range Vertical: -25 to 70°C (>+60°C Derating) Horizontal: -25 to 70°C (>+50°C Derating)</p> <p>READ THE INSTALLATION MANUAL CAREFULLY. LIRE ATTENTIVEMENT LE MANUEL D'INSTALLATION. Made in China</p> <p>Note: special conditions, see manual. Remarque: pour les conditions spéciales, se référer au manuel. WARNING - DO NOT SEPARATE WHEN ENERGIZED. AVERTISSEMENT - NE PAS SÉPARER SOUS TENSION. CAUTION: FOR USE IN A CONTROLLED ENVIRONMENT. ATTENTION: POUR UTILISATION EN ENVIRONNEMENT CONTRÔLÉE.</p>
DRM-24V480W1PN	 <p>DELTA ELECTRONICS, INC.</p> <p>POWER SUPPLY MODEL: DRM-24V480W1PN INPUT: 100-240V~5.5A, 50-60Hz OUTPUT: 24V === 20A</p>  <p>Surrounding air temperature range Vertical: -25 to 70°C (>+60°C Derating) Horizontal: -25 to 70°C (>+40°C Derating)</p> <p>READ THE INSTALLATION MANUAL CAREFULLY. LIRE ATTENTIVEMENT LE MANUEL D'INSTALLATION. Made in China</p> <p>Note: special conditions, see manual. Remarque: pour les conditions spéciales, se référer au manuel. WARNING - DO NOT SEPARATE WHEN ENERGIZED. AVERTISSEMENT - NE PAS SÉPARER SOUS TENSION. CAUTION: FOR USE IN A CONTROLLED ENVIRONMENT. ATTENTION: POUR UTILISATION EN ENVIRONNEMENT CONTRÔLÉE.</p>	 <p>DELTA ELECTRONICS, INC.</p> <p>POWER SUPPLY MODEL: DRM-24V480W1PN INPUT: 100-240V~5.5A, 50-60Hz OUTPUT: 24V === 20A</p>  <p>Surrounding air temperature range Vertical: -25 to 70°C (>+60°C Derating) Horizontal: -25 to 70°C (>+40°C Derating)</p> <p>READ THE INSTALLATION MANUAL CAREFULLY. LIRE ATTENTIVEMENT LE MANUEL D'INSTALLATION. Made in China</p> <p>Note: special conditions, see manual. Remarque: pour les conditions spéciales, se référer au manuel. WARNING - DO NOT SEPARATE WHEN ENERGIZED. AVERTISSEMENT - NE PAS SÉPARER SOUS TENSION. CAUTION: FOR USE IN A CONTROLLED ENVIRONMENT. ATTENTION: POUR UTILISATION EN ENVIRONNEMENT CONTRÔLÉE.</p>
DRM-24V960W1PN	 <p>DELTA ELECTRONICS, INC.</p> <p>POWER SUPPLY MODEL: DRM-24V960W1PN INPUT: 100-240V~12A, 50-60Hz OUTPUT: 24V === 40A</p>  <p>Surrounding air temperature range Vertical: -25 to 70°C (>+60°C Derating) Horizontal: -25 to 70°C (>+40°C Derating)</p> <p>READ THE INSTALLATION MANUAL CAREFULLY. LIRE ATTENTIVEMENT LE MANUEL D'INSTALLATION. Made in China</p> <p>Note: special conditions, see manual. Remarque: pour les conditions spéciales, se référer au manuel. WARNING - DO NOT SEPARATE WHEN ENERGIZED. AVERTISSEMENT - NE PAS SÉPARER SOUS TENSION. CAUTION: FOR USE IN A CONTROLLED ENVIRONMENT. ATTENTION: POUR UTILISATION EN ENVIRONNEMENT CONTRÔLÉE.</p>	 <p>DELTA ELECTRONICS, INC.</p> <p>POWER SUPPLY MODEL: DRM-24V960W1PN INPUT: 100-240V~12A, 50-60Hz OUTPUT: 24V === 40A</p>  <p>Surrounding air temperature range Vertical: -25 to 70°C (>+60°C Derating) Horizontal: -25 to 70°C (>+40°C Derating)</p> <p>READ THE INSTALLATION MANUAL CAREFULLY. LIRE ATTENTIVEMENT LE MANUEL D'INSTALLATION. Made in China</p> <p>Note: special conditions, see manual. Remarque: pour les conditions spéciales, se référer au manuel. WARNING - DO NOT SEPARATE WHEN ENERGIZED. AVERTISSEMENT - NE PAS SÉPARER SOUS TENSION. CAUTION: FOR USE IN A CONTROLLED ENVIRONMENT. ATTENTION: POUR UTILISATION EN ENVIRONNEMENT CONTRÔLÉE.</p>

Model	Original Spec Label	Revised Spec Label
DRM-24V480W3PN	 DELTA ELECTRONICS, INC. POWER SUPPLY MODEL: DRM-24V480W3PN INPUT: 3 PHASE 400-500V~0.95A, 50-60Hz OUTPUT: 24V === 20A      3 PET E315355 LISTED Ind. Cont. Eq. Surrounding air temperature range Vertical: -25 to 70°C (>+60°C Derating) Horizontal: -25 to 70°C (>+40°C Derating) Note: special conditions, see manual. Remarque: pour les conditions spéciales, se référer au manuel WARNING - DO NOT SEPARATE WHEN ENERGIZED AVERTISSEMENT - NE PAS SÉPARER SOUS TENSION. CAUTION: FOR USE IN A CONTROLLED ENVIRONMENT. ATTENTION: POUR UTILISATION EN ENVIRONNEMENT CONTRÔLÉE.  READ THE INSTALLATION MANUAL CAREFULLY. LIRE ATTENTIVEMENT LE MANUEL D'INSTALLATION.	 DELTA ELECTRONICS, INC. POWER SUPPLY MODEL: DRM-24V480W3PN INPUT: 3 PHASE 400-500V~0.95A, 50-60Hz OUTPUT: 24V === 20A      3 PET E315355 LISTED Ind. Cont. Eq. Surrounding air temperature range Vertical: -25 to 70°C (>+60°C Derating) Horizontal: -25 to 70°C (>+40°C Derating) Note: special conditions, see manual. Remarque: pour les conditions spéciales, se référer au manuel WARNING - DO NOT SEPARATE WHEN ENERGIZED. AVERTISSEMENT - NE PAS SÉPARER SOUS TENSION. CAUTION: FOR USE IN A CONTROLLED ENVIRONMENT. ATTENTION: POUR UTILISATION EN ENVIRONNEMENT CONTRÔLÉE.  READ THE INSTALLATION MANUAL CAREFULLY. LIRE ATTENTIVEMENT LE MANUEL D'INSTALLATION.
DRM-24V960W3PN	 DELTA ELECTRONICS, INC. POWER SUPPLY MODEL: DRM-24V960W3PN INPUT: 3 PHASE 400-500V~1.7A, 50-60Hz OUTPUT: 24V === 40A      3 PET E315355 LISTED Ind. Cont. Eq. Surrounding air temperature range Vertical: -25 to 70°C (>+60°C Derating) Horizontal: -25 to 70°C (>+40°C Derating) Note: special conditions, see manual. Remarque: pour les conditions spéciales, se référer au manuel WARNING - DO NOT SEPARATE WHEN ENERGIZED. AVERTISSEMENT - NE PAS SÉPARER SOUS TENSION. CAUTION: FOR USE IN A CONTROLLED ENVIRONMENT. ATTENTION: POUR UTILISATION EN ENVIRONNEMENT CONTRÔLÉE.  READ THE INSTALLATION MANUAL CAREFULLY. LIRE ATTENTIVEMENT LE MANUEL D'INSTALLATION.	 DELTA ELECTRONICS, INC. POWER SUPPLY MODEL: DRM-24V960W3PN INPUT: 3 PHASE 400-500V~1.7A, 50-60Hz OUTPUT: 24V === 40A      3 PET E315355 LISTED Ind. Cont. Eq. Surrounding air temperature range Vertical: -25 to 70°C (>+60°C Derating) Horizontal: -25 to 70°C (>+40°C Derating) Note: special conditions, see manual. Remarque: pour les conditions spéciales, se référer au manuel WARNING - DO NOT SEPARATE WHEN ENERGIZED. AVERTISSEMENT - NE PAS SÉPARER SOUS TENSION. CAUTION: FOR USE IN A CONTROLLED ENVIRONMENT. ATTENTION: POUR UTILISATION EN ENVIRONNEMENT CONTRÔLÉE.  READ THE INSTALLATION MANUAL CAREFULLY. LIRE ATTENTIVEMENT LE MANUEL D'INSTALLATION.

If you require any further clarification, please reach out to us via our [Contact Us Form](#).